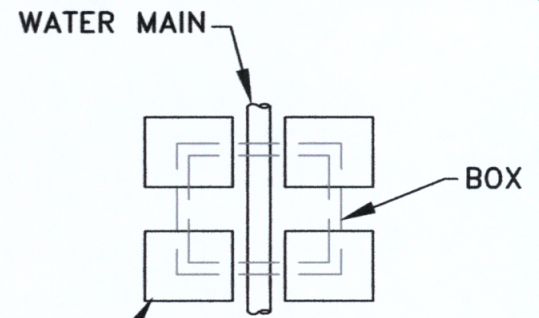


PLAN

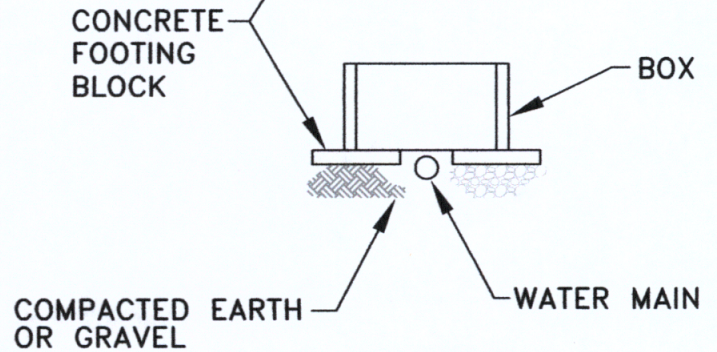


ELEVATION

CONCRETE: 4500 PSI @ 28 DAYS
REINFORCED WITH WELDED WIRE MESH

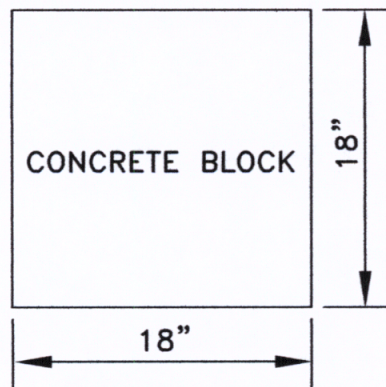


PLAN




ELEVATION

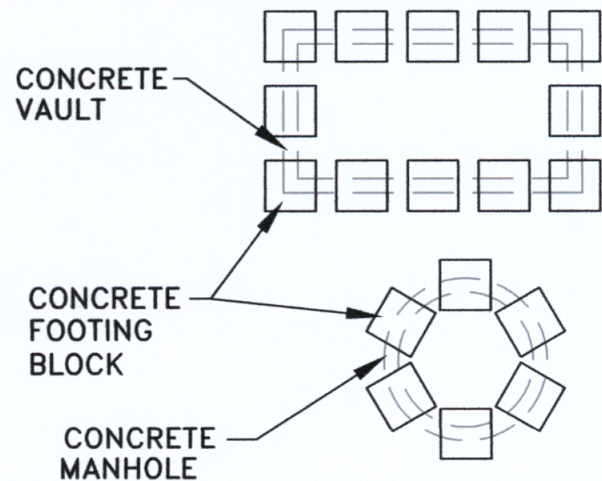
FOOTING BLOCK FOR SMALL CONCRETE BOX WITH OPEN BOTTOM



PLAN



ELEVATION



PLAN

STRUCTURE TO HAVE 8" COMPACTED GRAVEL BASE.

NOTE: CONCRETE TO BE 4500 PSI @ 28 DAYS WITH REINFORCED 4" #2 WIRE MESH.
FOOTING BLOCK FOR LARGE CONCRETE STRUCTURE WITH OPEN BOTTOM

METRO WATER SERVICES

CONCRETE FOOTING BLOCKS
SMALL AND LARGE

NOT TO SCALE | DATE: 11/08/13

DWG. NO. WDET013



Hal Balthrop
LICENSED DISTRIBUTION SYSTEM OPERATOR

[Signature]
DIRECTOR OF WATER AND SEWERAGE SERVICES